


Welcome Back Juniors and Seniors



March 12, 2021

**WE WORK
HERE!**

work hard • work together • allow others to work
Fort Hayes MEC | THE FORT



HOW TO PROPERLY WEAR A FACE MASK



DON'T
wear your mask below or low on your nose



DON'T
leave your chin exposed or let your mask hang loosely with gaps around your face



DON'T
wear your mask under your chin or temporarily remove it in public



DO
wear your mask up to the top of your nose and under your chin; snug and without gaps



Grades 11 & 12 Transition to Blended Learning

Cohort A will start on **Monday, March 15** - transition to a blended learning model, which means they will attend classes on campus two days per week (Monday/ Tuesday) and at home three days per week (Wednesday, Thursday, Friday).

Be sure to mark your attendance in Infinite Campus on the days you are asynchronous.

Grades 11 & 12 Transition to Blended Learning

Cohort B will start on **Thursday, March 18** - transition to a blended learning model, which means they will attend classes on campus two days per week (Thursday/Friday) and at home three days per week (Monday, Tuesday, Wednesday).

Be sure to mark your attendance in Infinite Campus on the days you are asynchronous.

Fort Hayes Schedule

	MON/THURS PERIOD	TUES/FRI PERIOD	TIME
Monday ODD Cohort A			
Tuesday EVEN Cohort A			
Wednesday Asynchronous ALL	1	2	7:30-8:50
Thursday ODD Cohort B	3	4	8:55-10:15
Friday EVEN Cohort B	5	5	10:20-11:00
	6	6	11:05-11:45
	7	8	11:50-1:10
	9	10	1:15-2:35

**WE WORK
HERE!**

work hard • work together • allow others to work
Fort Hayes MEC | THE FORT



TABLE OF CONTENTS



Classroom
Enter & Exit Building
Hallway



Bus
Moving Through Campus
Social Distancing



Lunch
Restroom
Water



Before School
Exposure Procedures



WE WORK HERE!



work hard • work together • allow others to work

Fort Hayes MEC | THE FORT





01

**Enter & Exit Building
Hallway
Classroom**

Entering and Exiting the Buildings

1. Everyone entering the school must have a face mask
2. Social distancing must be practiced (minimum of six feet) at all times
3. Staff and Student Entry through main entrance of buildings (only)
4. Exit procedures by building
5. Elevator is clearly marked for single person use



Walking in the Hallway

1. Follow all direction signage (controlled movement patterns)
2. Line up outside classroom while teacher is sanitizing and wait to be admitted, unless directed otherwise
3. Social distancing must be practiced (minimum of six feet) at all times
4. No hanging out, congregating, or loitering



Classroom

Students will line up in the hallway and enter the classroom when prompted

Students will sanitize their hands upon entry

Students will maintain social distancing and follow all classroom rules

Students will exit the classroom when dismissed by the teacher





02

Lunch
Restroom
Water

WE WORK
HERE!
work hard • work together • allow others to work
Fort Hayes MEC | THE FORT

Lunch Procedures

- 1) Students are encouraged to eat outside and dispose of trash in bins provided
- 2) If there is space, students may eat in the cafeteria as long as social distancing measures are taken, students face the same direction
- 3) Food will be packaged in a grab and go container
- 4) Students must wash and/or sanitize hands prior to eating
- 5) Food will be picked up in the cafeteria by individual students, utilizing a socially distant staggered line and then taken to the designated eating area with overflow rooms for lunch (cafeteria, building 63 and CA commons)
- 6) Admin and on Duty individuals will direct students entering and leaving.

Seniors and Juniors will be in the Career Center for lunch

o Freshmen and Sophomores will be in 110 and 63 for lunch

o Fill up the large areas first then use smaller classrooms for overflow

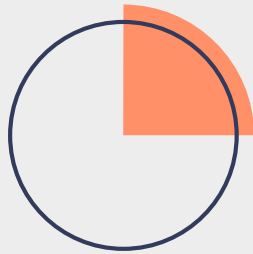
O Students may enjoy a privileged option of having lunch outdoors following the social distance guidelines

O Masks can only be removed at outdoor lunch while eating


O Students are not allowed to play contact sports or share balls

Restrooms

Bathroom use does not exceed established cap - maximum 2 occupancy at once.



Students should wash their hands when finished and disinfect them when they return to the classroom



Students are not allowed to use restrooms during class changes or lunch periods



Student Bathroom Usage (Student sign in/out log for each classroom)

Water

- Drinking fountains are turned off and covered/labeled that they are not in use
- Fort Hayes plan for providing students with bottles of water has been developed; water will be delivered with food delivery
- Students can get a water bottle twice a day or when needed



03

Bus
Moving Through Campus
Social Distancing

Bus



Wear your mask at the bus stop and on the bus



Socially distant, 6 ft apart - no changing/moving seats



Students will sanitize hands when entering the bus



Moving Through Campus



Appropriate signage, decals, etc. are clearly displayed throughout the building (classrooms, common areas, doors, hallways, arrival, and dismissal spaces) depicting mask usage, social distancing, directionality, hand washing (where applicable), etc.



Items (coat, bag, Chromebook, etc.) will stay with the student the entire day (unless they request to secure belongings in their personal locker)



Students will remain in continuous motion. No loitering or clustering in groups

Social Distancing



Maintain 6 ft spacing at all times

Wear your mask at all times



04

**Exposure Procedures
Before School Procedures
Handwashing**

Exposure Procedures



If a student exhibit symptoms of Covid-19 while at school, they will be put in a separation room and sent home.

A designated space (the conference room in building 101) and backup space (the security office in building 101) have been identified to use as separation rooms where a student with suspected COVID-19 symptoms can safely isolate until a guardian can pick them up.



Students must be picked up within 30 minutes after they have been placed in a isolation room.

Before School Procedure

Daily Health Assessment, including temperature checks, before arrival to school all which are included in our back to school informational packet

Staff, students, and families have all been informed to not report to school if any of the following are true:

- o A fever of 100.4 F or greater in the previous 24 hours
- o Experienced any of the following symptoms: fever, cough, sore throat, loss of taste or smell, nasal congestion or runny nose, fatigue, headaches, body aches, nausea, vomiting, and/or diarrhea
- o Been in contact with anyone with a confirmed case of COVID-19 within the last 10 days (within 6 feet for more than 15 minutes)

Handwashing

Hand washing should take place:

- Upon entering the school
- Prior to eating
- After using the restroom
- After a cough or sneeze
- If hands are dirty
- Prior to leaving the school Soap and water for at least 20 seconds (when possible)

THANKS!

Do you have any
questions?



wanderson8523@columbus.k12.oh.us

+614 365 6681

<https://www.ccsch.us/forhayeshs>

WE WORK HERE!

work hard • work together • allow others to work

Fort Hayes MEC | THE FORT

Sophomore & Freshman Meeting

Friday

March 19, 2021

5-6 pm

